

INVASIVE BREAST CASE STUDY

PATIENT 66 Year-Old Female Patient

TUMOR SIZE (cm) 4.3

MENOPAUSAL STATUS Post-Menopausal

TUMOR TYPE Ductal

ER STATUS (IHC) ER positive

PR STATUS (IHC) PR positive

HER2/NEU STATUS Negative

HISTOLOGIC GRADE 2

LYMPH NODE STATUS Positive (1-3)

GENERAL HEALTH In good general health

OTHER INFORMATION N/A

NODE

Positive (1-3)

Gregory Bebb, MD
Wilmington, NC

INVASIVE BREAST CASE STUDY

CLINICAL EXPERIENCE

The Distant Recurrence Risk at 9 Years (Prognosis), in patients treated with tamoxifen or arimidex alone, is provided by the TransATAC¹ trial. Risk is for individual RS results. The 95% confidence intervals for distant recurrence at 9 years are ± 3 to $\pm 6\%$ for RS 0-22, and range from ± 6 to $\pm 12\%$ as RS increases from RS 23-50. The TransATAC trial enrolled 1,231 patients and 243 patients had 1-3 positive nodes, including micrometastases.

The Absolute Benefit of Chemotherapy is provided by the SWOG 8814² trial. Results for reduction in distant recurrence or death at 5 years are for the RS groups 0-17, 18-30, and 31-100. The SWOG 8814 trial enrolled 367 patients with N+ (including micrometastases), ER+ breast cancer who were randomized to tamoxifen alone or tamoxifen plus CAF (anthracycline-containing) chemotherapy. The benefit of chemotherapy increased with an increase in the RS result. The upper bound of the 95% confidence interval for RS 18-30 was 7% absolute chemotherapy benefit.

RESULTS

Recurrence Score®

28

Distant Recurrence Risk at 9 Years

With AI or TAM Alone

22%

95% CI (16%, 28%)

TransATAC

AI = Aromatase Inhibitor / TAM = Tamoxifen
CI = Confidence Intervals

Group Average Absolute Chemotherapy (CT) Benefit*

RS 18-30

**CT Benefit for this
group cannot be
excluded.**

95% CI (-5%, 7%)

SWOG 8814

*For estimated CT benefit for individual RS
results, see page 2.

INVASIVE BREAST CASE STUDY

CLINICAL EXPERIENCE

Real World Evidence of SEER Registry Outcomes in Patients Treated Without Chemotherapy Based on RS Results. SEER had 6,814 patients with HR+, HER2-, node positive (1-3 positive nodes or micrometastases) breast cancer, diagnosed between January 2004 and December 2014, who were reported to have no or unknown chemotherapy use. Two additional prospective studies also demonstrated favorable outcomes with endocrine therapy alone for patients with 1-3 positive nodes and RS 0-11 (PlanB³) or RS 0-17 (Clalit⁴).

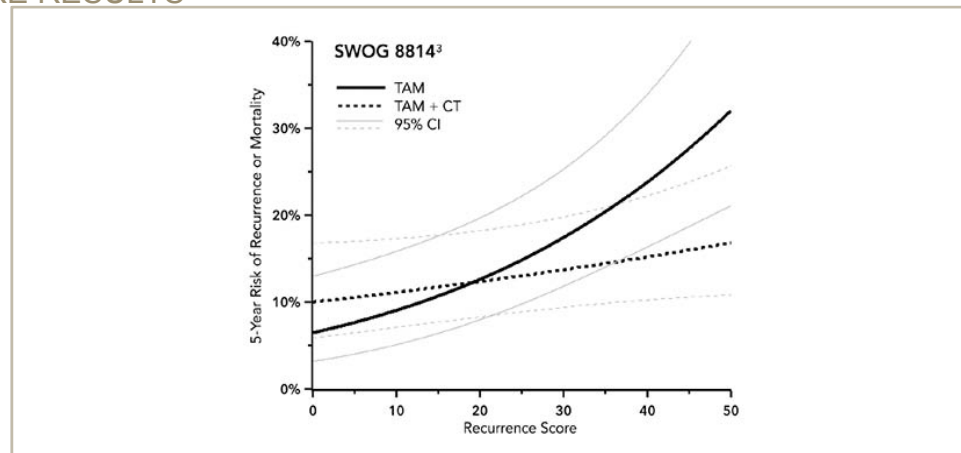
	RS 0-10	RS 11-15	RS 16-20	RS 21-25	RS 26-100
# of Patients	1808	2196	1754	692	364
BCSS at 9 Years	98.2%	99.0%	96.7%	93.1%	84.2%

RESULTS

Recurrence Score®

28

ESTIMATED CHEMOTHERAPY BENEFIT FOR INDIVIDUAL RECURRENCE SCORE RESULTS



TREATMENT GIVEN:

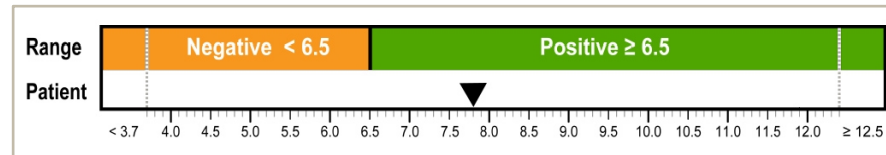
Patient had a mastectomy and will receive chemotherapy treatment

INVASIVE BREAST CASE STUDY

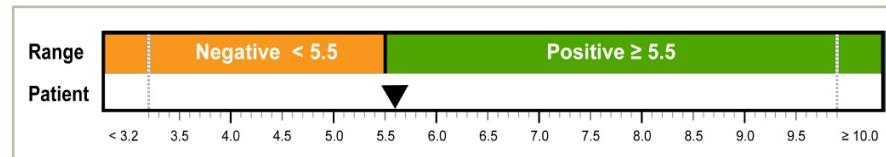
QUANTITATIVE HORMONE RECEPTOR ANALYSIS

Quantitative Single-Gene Scores for quality control. The Oncotype DX test uses quantitative RT-PCR to determine the RNA expression of ER, PR, and HER2, using the published validated cut-offs⁴. The standard deviations of single-gene results are less than 0.5 units. The RT-PCR single-gene results may differ from ER, PR, or HER2 results reported using other methods or reported by other laboratories.

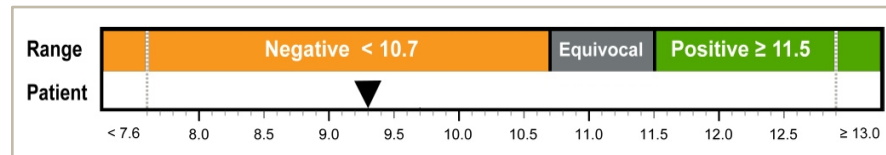
ER Score
7.8



PR Score
5.6



HER2 Score
9.3



References

1. Albain et al. Lancet Oncol. 2010.
2. ER Score based on quantitative ESR1 expression (estrogen receptor); PR Score based on quantitative PGR expression (progesterone receptor).
3. Kim et al. J Clin Oncol. 2011.
4. Badve et al. J Clin Oncol. 2008. May 20;25(15):2473-81
5. Paik et al. ASCO 2005.