

68 Year-Old with 2.3 cm, Grade 2 tumour

Sarah Sammons | Durham, NC, USA

Recurrence
Score[®] Result

20

Age	68	PR Status (IHC)	Negative
Menopausal Status	Post-Menopausal	HER2/NEU Status	Equivocal
Tumor Type	Ductal	Ki-67 Status	N/A
Tumor Size (cm)	2.3	Histologic Grade	2
ER Status (IHC)	Positive	Lymph Node Status	Negative
General Health	Patient denies any unintentional weight loss or loss in appetite, no known chronic pain or respiratory issues		
Treatment Given	Endocrine therapy - she should proceed to meeting with the radiation team, no chemo necessary		

Disclaimer: These case studies are brought to you for educational purposes only and should not be interpreted as an endorsement of Exact Sciences or its services by the submitting physician. The information reflects the interpretive diagnostic opinions of the treating physicians and is not intended to represent a standard of care. The case studies describe real-life cases of patients who have been prescribed the Oncotype DX[®] test. They are not necessarily representative of all tested patients, and the result in any given case will vary. The examples are not necessarily representative of all of those who will use our clinical tests. Exact Sciences does not endorse any of the contributors featured on this site and takes no view as to the treatment decisions reported in these cases.

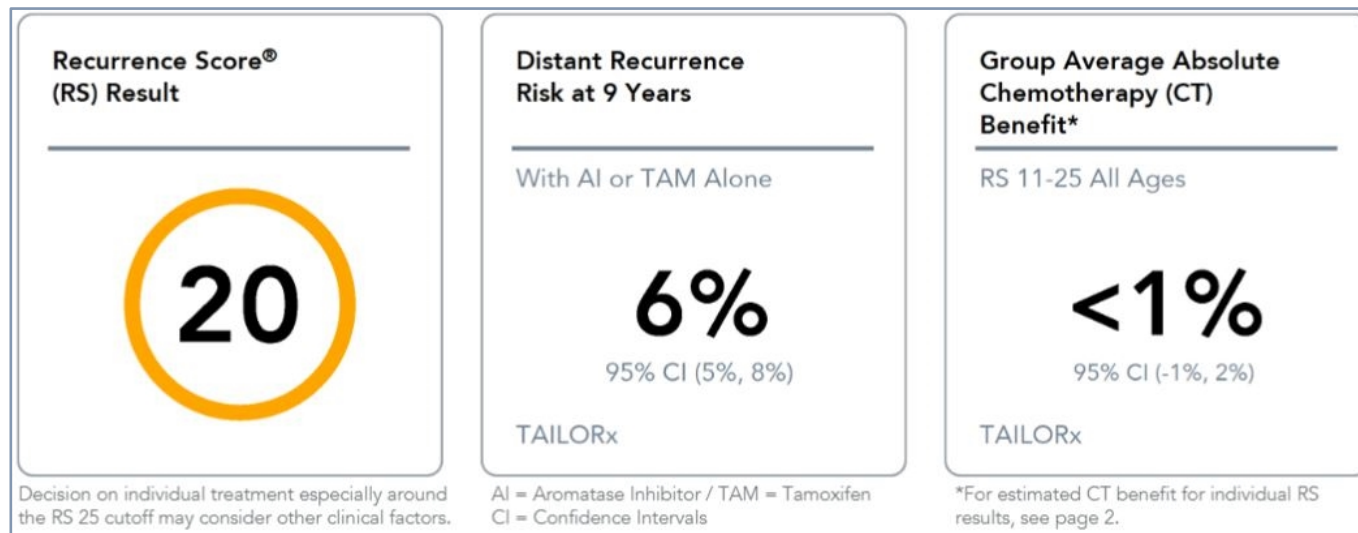
68 Year-Old with 2.3 cm, Grade 2 tumour

Recurrence Score[®] Result

20

Lymph Node Status

Negative



Exploratory Subgroup Analysis for TAILORx and NSABP B-20 indicate that Recurrence Score[®] and age are the strongest predictors of chemotherapy benefit¹. The absolute reduction of distant recurrence from chemotherapy for patients >50 years and ≤50 years is shown here for RS groups: 11-15, 16-20, and 21-25 from TAILORx, and 0-10 and 26-100 from NSABP B-20².

Age	RS 0-10	RS 11-15	RS 16-20	RS 21-25	RS 26-100
>50 years	No CT Benefit (<1%)				>15% CT Benefit
≤50 years	No CT Benefit (<1%)	~1.6% CT Benefit	~6.5% CT Benefit	>15% CT Benefit	

68 Year-Old with 2.3 cm, Grade 2 tumour

Recurrence
Score[®] Result

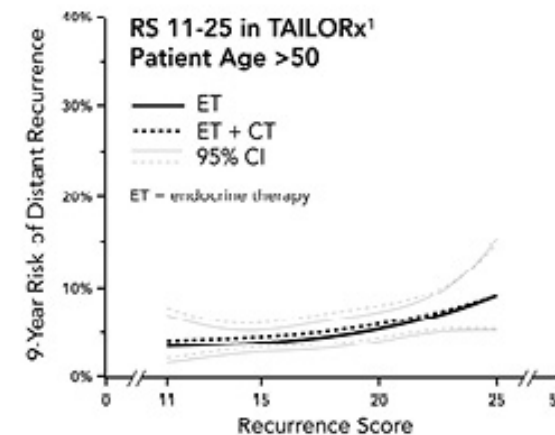
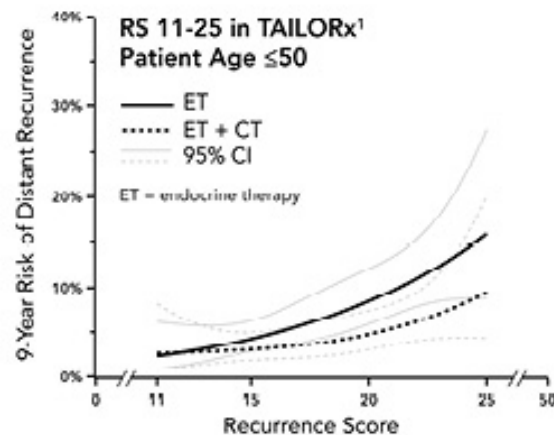
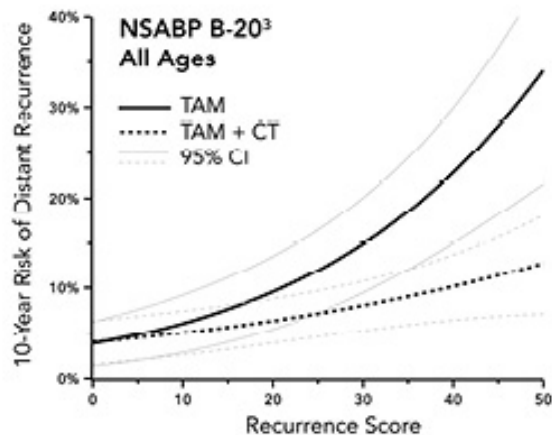
20

Lymph Node
Status

Negative

Estimated Chemotherapy Benefit for Individual Recurrence Score Results

Recurrence Score ranges shown reflect randomized patients in NSABP B-20 and TAILORx.



References

1. Sparano et al. N Engl J Med. 2018.; ECOG and Genomic Health (data on file).
2. Paik et al. J Clin Oncol. 2006.; Sparano and Paik J Clin Oncol. 2008.