

40 Year-Old with 1.4 cm, Grade 2 tumour

Mohammed Masri, MD | Houston, TX, USA

Recurrence
Score[®] Result

15

Age	40	PR Status (IHC)	Positive
Menopausal Status	Pre-Menopausal	HER2/NEU Status	Negative
Tumor Type	Lobular	Ki-67 Status	Not Available
Tumor Size (cm)	1.4	Histologic Grade	2
ER Status (IHC)	Positive	Lymph Node Status	Negative
General Health	Fair		
Treatment Given	Tamoxifen		

Disclaimer: These case studies are brought to you for educational purposes only and should not be interpreted as an endorsement of Exact Sciences or its services by the submitting physician. The information reflects the interpretive diagnostic opinions of the treating physicians and is not intended to represent a standard of care. The case studies describe real-life cases of patients who have been prescribed the Oncotype DX[®] test. They are not necessarily representative of all tested patients, and the result in any given case will vary. The examples are not necessarily representative of all of those who will use our clinical tests. Exact Sciences does not endorse any of the contributors featured on this site and takes no view as to the treatment decisions reported in these cases.

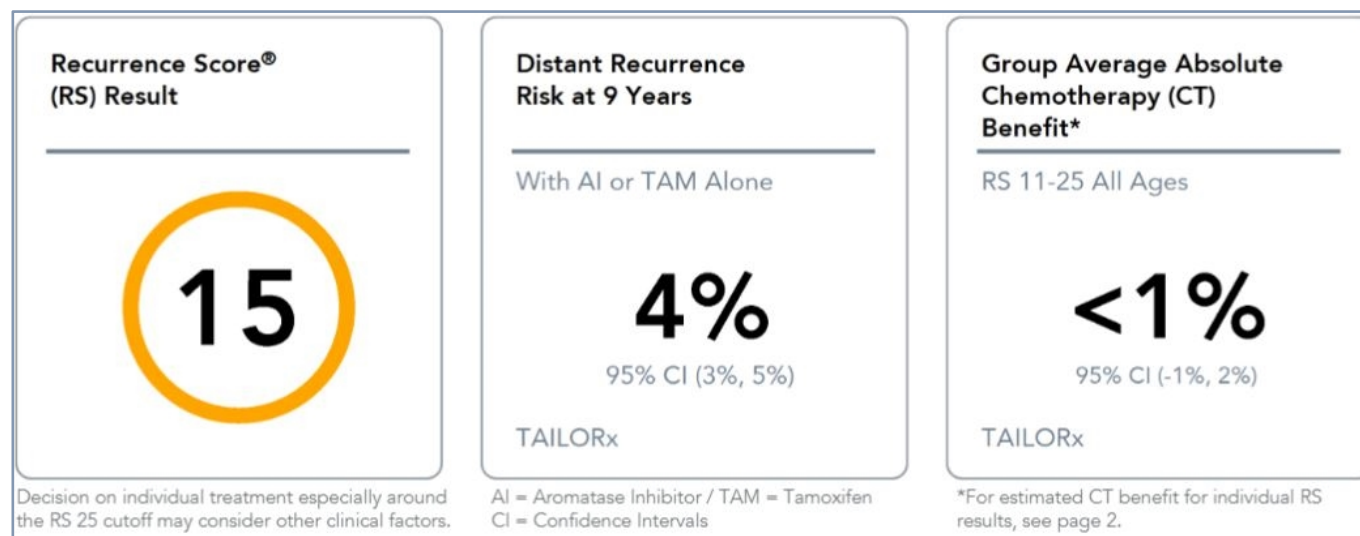
40 Year-Old with 1.4 cm, Grade 2 tumour

Recurrence
Score[®] Result

15

Lymph Node
Status

Negative



Exploratory Subgroup Analysis for TAILORx and NSABP B-20 indicate that Recurrence Score[®] and age are the strongest predictors of chemotherapy benefit¹. The absolute reduction of distant recurrence from chemotherapy for patients >50 years and ≤50 years is shown here for RS groups: 11-15, 16-20, and 21-25 from TAILORx, and 0-10 and 26-100 from NSABP B-20².

Age	RS 0-10	RS 11-15	RS 16-20	RS 21-25	RS 26-100
>50 years	No CT Benefit (<1%)				>15% CT Benefit
≤50 years	No CT Benefit (<1%)	~1.6% CT Benefit	~6.5% CT Benefit	>15% CT Benefit	

40 Year-Old with 1.4 cm, Grade 2 tumour

Recurrence
Score[®] Result

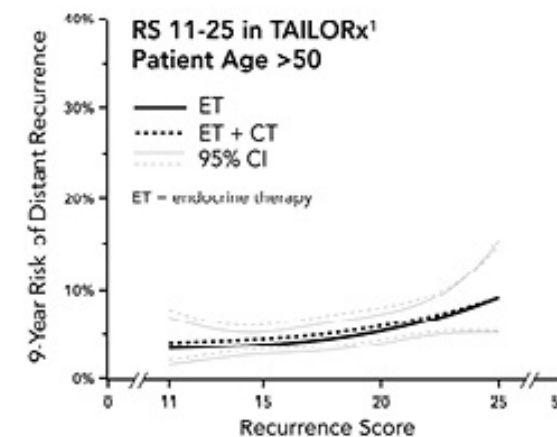
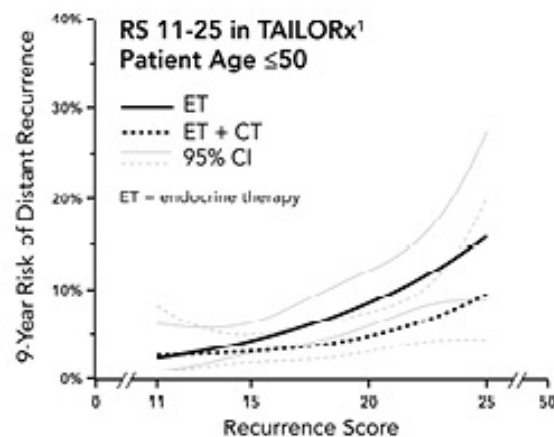
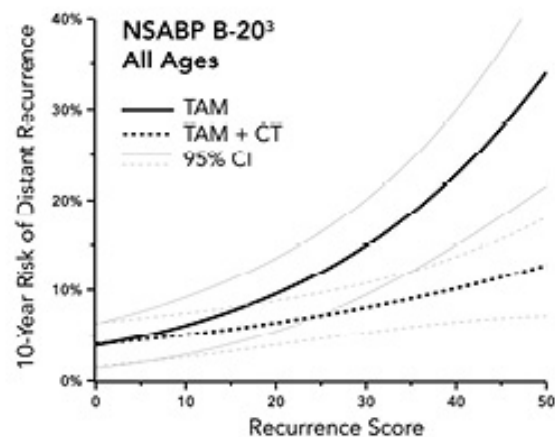
15

Lymph Node
Status

Negative

Estimated Chemotherapy Benefit for Individual Recurrence Score Results

Recurrence Score ranges shown reflect randomized patients in NSABP B-20 and TAILORx.



References

1. Sparano et al. N Engl J Med. 2018.; ECOG and Genomic Health (data on file).
2. Paik et al. J Clin Oncol. 2006.; Sparano and Paik J Clin Oncol. 2008.